

5.114. We are given the marginal pdfs of Y_1 and Y_2 . You should note that

$$\begin{aligned} Y_1 &\sim \text{gamma}(4, 1) \\ Y_2 &\sim \text{exponential}(2). \end{aligned}$$

Therefore, $E(Y_1) = 4$, $V(Y_1) = 4$, $E(Y_2) = 2$, and $V(Y_2) = 4$.

(a) With $U = Y_1 - Y_2$, we have

$$E(U) = E(Y_1 - Y_2) = E(Y_1) - E(Y_2) = 4 - 2 = 2.$$

(b) Because Y_1 and Y_2 are independent by assumption, we have

$$V(U) = V(Y_1 - Y_2) = V(Y_1) + V(Y_2) - 2 \underbrace{\text{Cov}(Y_1, Y_2)}_{=0} = 4 + 4 = 8.$$

Note that we could not calculate $V(U)$ if we did not make an independence assumption. We don't know the joint pdf of Y_1 and Y_2 ; we only know the marginal distributions.

(c) This part asks us to find $P(Y_1 - Y_2 < 0)$. This probability is found by using the joint distribution of Y_1 and Y_2 . *Therefore, the only way we can find $P(Y_1 - Y_2 < 0)$ exactly is to assume Y_1 and Y_2 are independent.* Under this assumption, the joint pdf of Y_1 and Y_2 , for $y_1 > 0$ and $y_2 > 0$, is given by

$$\begin{aligned} f_{Y_1, Y_2}(y_1, y_2) &= f_{Y_1}(y_1)f_{Y_2}(y_2) \\ &= \frac{1}{6}y_1^3e^{-y_1} \times \frac{1}{2}e^{-y_2/2} = \frac{1}{12}y_1^3e^{-y_1-y_2/2}. \end{aligned}$$

Summarizing, provided Y_1 and Y_2 are independent,

$$f_{Y_1, Y_2}(y_1, y_2) = \begin{cases} \frac{1}{12}y_1^3e^{-y_1-y_2/2}, & y_1 > 0, y_2 > 0 \\ 0, & \text{otherwise.} \end{cases}$$

The support of Y_1 and Y_2 is $R = \{(y_1, y_2) : y_1 \geq 0, y_2 \geq 0\}$, the entire first quadrant. This set is shown at the top of the next page (left). The joint pdf $f_{Y_1, Y_2}(y_1, y_2)$ is a three-dimensional function which takes the value $\frac{1}{12}y_1^3e^{-y_1-y_2/2}$ over this region (i.e., the entire first quadrant) and is otherwise equal to zero.

We find $P(Y_1 - Y_2 < 0)$ by integrating the joint pdf $f_{Y_1, Y_2}(y_1, y_2)$ over the set

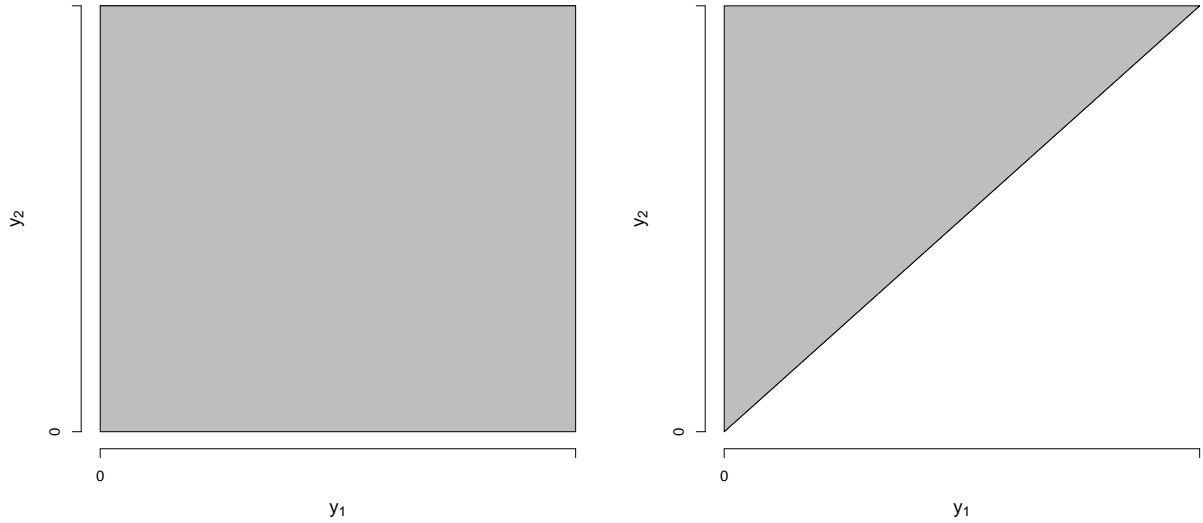
$$B = \{(y_1, y_2) : y_1 \geq 0, y_2 \geq 0, y_1 - y_2 < 0\}.$$

This set is shown at the top of the next page (right). Note that the boundary of this set is

$$y_1 - y_2 = 0 \implies y_2 = y_1.$$

The limits to calculate $P(Y_1 - Y_2 < 0)$ come from this picture. We have

$$\begin{aligned} P(Y_1 - Y_2 < 0) &= \int_{y_2=0}^{\infty} \int_{y_1=0}^{y_2} \frac{1}{12}y_1^3e^{-y_1-y_2/2} dy_1 dy_2 \\ &= \frac{1}{12} \int_{y_2=0}^{\infty} e^{-y_2/2} \left(\int_{y_1=0}^{y_2} y_1^3 e^{-y_1} dy_1 \right) dy_2. \end{aligned}$$



Unfortunately, the only way to do the integral

$$\int_{y_1=0}^{y_2} y_1^3 e^{-y_1} dy_1$$

is to use integration by parts three times. Note that the integrand is the gamma(4, 1) kernel, but the integral is not over $(0, \infty)$, so this integral does not equal $\Gamma(4) = 6$. There is no way I'm using integration by parts three times! Let's reverse the order of integration.

$$\begin{aligned} P(Y_1 - Y_2 < 0) &= \int_{y_1=0}^{\infty} \int_{y_2=y_1}^{\infty} \frac{1}{12} y_1^3 e^{-y_1 - y_2/2} dy_2 dy_1 \\ &= \frac{1}{12} \int_{y_1=0}^{\infty} y_1^3 e^{-y_1} \left(\int_{y_2=y_1}^{\infty} e^{-y_2/2} dy_2 \right) dy_1 \\ &= \frac{1}{12} \int_{y_1=0}^{\infty} y_1^3 e^{-y_1} \left(-2e^{-y_2/2} \Big|_{y_2=y_1}^{\infty} \right) dy_1 \\ &= \frac{1}{12} \int_{y_1=0}^{\infty} y_1^3 e^{-y_1} \left(0 + 2e^{-y_1/2} \right) dy_1 = \frac{1}{6} \int_{y_1=0}^{\infty} y_1^3 e^{-3y_1/2} dy_1. \end{aligned}$$

Note that the last integrand can be written as

$$y_1^3 e^{-3y_1/2} = y_1^{4-1} e^{-y_1/\frac{2}{3}},$$

which is the gamma(4, 2/3) kernel. Therefore, we have

$$P(Y_1 - Y_2 < 0) = \frac{1}{6} \int_{y_1=0}^{\infty} y_1^{4-1} e^{-y_1/\frac{2}{3}} dy_1 = \frac{1}{6} \Gamma(4) \left(\frac{2}{3} \right)^4 \approx 0.198.$$

Note: If we did not assume Y_1 and Y_2 are independent in this example, then we could not compute $P(U < 0) = P(Y_1 - Y_2 < 0)$ exactly in part (c). The only thing we know about U is

that it has mean $E(U) = \mu = 2$ and variance $V(U) = \sigma^2 = 8$, calculated in parts (a) and (b). In lieu of independence, we could use Tchebysheff's Theorem to calculate lower bounds on the probability

$$P(\mu - k\sigma < U < \mu + k\sigma)$$

for $k > 1$, but that's about all we could do. In other words, the independence assumption is critical in part (c).

5.126. We think of each item as a “trial” under the following framework:

		<u>Probability</u>	<u>Count</u>
	→ Category 1 (“exactly 1 defect”)	$p_1 = 0.10$	Y_1
Trial outcome	→ Category 2 (“more than 1 defect”)	$p_2 = 0.05$	Y_2
	→ Category 3 (“no defects”)	$p_3 = 0.85$	Y_3

If $n = 10$ items are randomly selected, then $\mathbf{Y} = (Y_1, Y_2, Y_3)$ follows a trinomial distribution with $n = 10$ and the probabilities above; i.e., $\mathbf{Y} \sim \text{mult}(n = 10, \mathbf{p} = (0.10, 0.05, 0.85))$. The probability mass function of \mathbf{Y} is

$$p_{\mathbf{Y}}(y_1, y_2, y_3) = \frac{10!}{y_1!y_2!y_3!} (0.10)^{y_1} (0.05)^{y_2} (0.85)^{y_3},$$

with support $R = \{(y_1, y_2, y_3) : y_j = 0, 1, 2, \dots, 10; \sum_{j=1}^3 y_j = 10\}$.

In this problem, we want to calculate $E(Y_1 + 3Y_2)$ and $V(Y_1 + 3Y_2)$. Recall that, marginally,

$$\begin{aligned} Y_1 &\sim b(n = 10, p_1 = 0.10) \\ Y_2 &\sim b(n = 10, p_2 = 0.05). \end{aligned}$$

Therefore, $E(Y_1) = np_1 = 1$, $E(Y_2) = np_2 = 0.5$, $V(Y_1) = np_1(1 - p_1) = 0.9$, and $V(Y_2) = np_2(1 - p_2) = 0.475$. We have

$$E(Y_1 + 3Y_2) = E(Y_1) + 3E(Y_2) = 1 + 3(0.5) = 2.5.$$

Also,

$$V(Y_1 + 3Y_2) = V(Y_1) + 3^2V(Y_2) + 2(1)(3)\text{Cov}(Y_1, Y_2).$$

Recall that

$$\text{Cov}(Y_1, Y_2) = -np_1p_2 = -10(0.10)(0.05) = -0.05.$$

Therefore,

$$V(Y_1 + 3Y_2) = 0.9 + 9(0.475) + 6(-0.05) = 4.875.$$

5.130. We have Y_1, Y_2, \dots, Y_n are mutually independent random variables with $E(Y_i) = \mu$ and $V(Y_i) = \sigma^2$, for $i = 1, 2, \dots, n$.

(a) The covariance of U_1 and U_2 is

$$\text{Cov}(U_1, U_2) = \text{Cov} \left(\sum_{i=1}^n a_i Y_i, \sum_{j=1}^n b_j Y_j \right) = \sum_{i=1}^n \sum_{j=1}^n a_i b_j \text{Cov}(Y_i, Y_j).$$

Now, we know that $\text{Cov}(Y_i, Y_j) = 0$ whenever $i \neq j$; i.e., whenever the subscripts don't match, because Y_1, Y_2, \dots, Y_n are mutually independent. Therefore, out of the n^2 terms in this sum, only n of them are nonzero—those that remain when the subscripts on each sum match; e.g., $i = j = 1$, $i = j = 2$, and so on. Therefore, we can write

$$\text{Cov}(U_1, U_2) = \sum_{i=1}^n a_i b_i \text{Cov}(Y_i, Y_i).$$

Recall that the covariance of any random variable with itself is the variance; i.e., $\text{Cov}(Y_i, Y_i) = V(Y_i) = \sigma^2$, for $i = 1, 2, \dots, n$. Therefore,

$$\text{Cov}(U_1, U_2) = \sum_{i=1}^n a_i b_i \sigma^2 = \sigma^2 \sum_{i=1}^n a_i b_i.$$

Because $\sigma^2 > 0$, we have $\text{Cov}(U_1, U_2) = 0$ (and hence U_1 and U_2 are orthogonal) if and only if $\sum_{i=1}^n a_i b_i = 0$.

(b) We have Y_1, Y_2, \dots, Y_n are mutually independent **normal** random variables with $E(Y_i) = \mu$ and $V(Y_i) = \sigma^2$, for $i = 1, 2, \dots, n$. We will learn in STAT 512 why U_1 and U_2 are bivariate normal (the authors just tell you this is true). Recall that in the bivariate normal model,

$$U_1 \text{ and } U_2 \text{ are independent} \iff \rho = 0.$$

The correlation of U_1 and U_2 is

$$\rho = \frac{\text{Cov}(U_1, U_2)}{\sqrt{V(U_1)V(U_2)}}.$$

We calculated $\text{Cov}(U_1, U_2)$ above. Note that

$$V(U_1) = V\left(\sum_{i=1}^n a_i Y_i\right) = \sum_{i=1}^n a_i^2 V(Y_i) + \underbrace{\sum_{i \neq j} \sum a_i a_j \text{Cov}(Y_i, Y_j)}_{= 0} = \sum_{i=1}^n a_i^2 \sigma^2 = \sigma^2 \sum_{i=1}^n a_i^2.$$

The same argument shows

$$V(U_2) = \sigma^2 \sum_{i=1}^n b_i^2.$$

Therefore,

$$\rho = \frac{\text{Cov}(U_1, U_2)}{\sqrt{V(U_1)V(U_2)}} = \frac{\sigma^2 \sum_{i=1}^n a_i b_i}{\sqrt{\sigma^2 \sum_{i=1}^n a_i^2 \times \sigma^2 \sum_{i=1}^n b_i^2}} = \frac{\sum_{i=1}^n a_i b_i}{\sqrt{\sum_{i=1}^n a_i^2 \sum_{i=1}^n b_i^2}}.$$

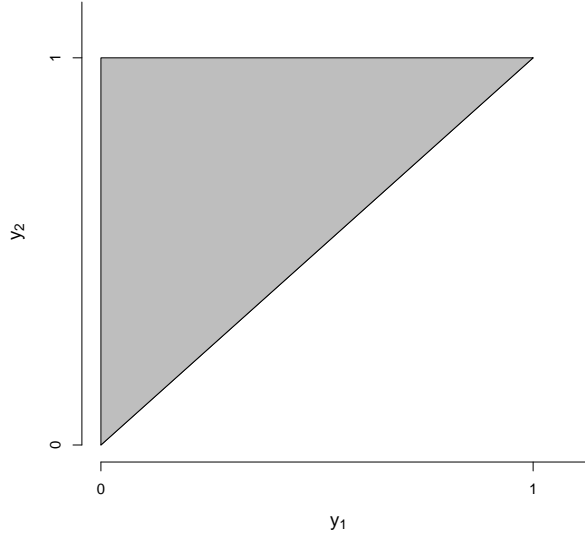
Suppose U_1 and U_2 are orthogonal. Then $\sum_{i=1}^n a_i b_i = 0$ from part (a). Therefore, $\rho = 0$. Therefore, U_1 and U_2 are independent.

Note: We know that $-1 \leq \rho \leq 1$, so $\rho^2 \leq 1$. In this last expression, this implies

$$\left(\sum_{i=1}^n a_i b_i\right)^2 \leq \sum_{i=1}^n a_i^2 \sum_{i=1}^n b_i^2,$$

which is the Cauchy-Schwarz Inequality for sums. Interesting!

5.133. The support is $R = \{(y_1, y_2) : 0 \leq y_1 \leq y_2 \leq 1\}$, the upper triangle of the unit square. See below:



The joint pdf $f_{Y_1, Y_2}(y_1, y_2)$ is a three-dimensional function which takes the value $6(1 - y_2)$ over this region and is otherwise equal to zero.

Note: We had this same joint distribution in Problem 5.77 from HW11. Recall that we calculated

$$f_{Y_1}(y_1) = \begin{cases} 3(1 - y_1)^2, & 0 \leq y_1 \leq 1 \\ 0, & \text{otherwise} \end{cases} \quad \text{and} \quad f_{Y_2}(y_2) = \begin{cases} 6y_2(1 - y_2), & 0 \leq y_2 \leq 1 \\ 0, & \text{otherwise} \end{cases}$$

Because $Y_1 \sim \text{beta}(1, 3)$, we have

$$E(Y_1) = \frac{1}{1 + 3} = \frac{1}{4}.$$

(a) The conditional expectation $E(Y_1|Y_2 = y_2)$ is the mean of the conditional distribution described by $f_{Y_1|Y_2}(y_1|y_2)$. Let's find $f_{Y_1|Y_2}(y_1|y_2)$. Note that when Y_2 is fixed at y_2 , then y_1 must fall between 0 and y_2 ; see the picture above. Therefore, $f_{Y_1|Y_2}(y_1|y_2) > 0$ when $0 \leq y_1 \leq y_2$, and otherwise $f_{Y_1|Y_2}(y_1|y_2) = 0$. Therefore, for $0 \leq y_1 \leq y_2$, we have

$$f_{Y_1|Y_2}(y_1|y_2) = \frac{f_{Y_1, Y_2}(y_1, y_2)}{f_{Y_2}(y_2)} = \frac{6(1 - y_2)}{6y_2(1 - y_2)} = \frac{1}{y_2}.$$

Summarizing,

$$f_{Y_1|Y_2}(y_1|y_2) = \begin{cases} \frac{1}{y_2}, & 0 \leq y_1 \leq y_2 \\ 0, & \text{otherwise.} \end{cases}$$

We recognize this as the pdf of a uniform distribution which allows y_1 to range from 0 to y_2 (y_2 regarded as fixed). In other words, $Y_1|Y_2 = y_2 \sim \mathcal{U}(0, y_2)$. Borrowing what we know about the uniform distribution, the mean

$$E(Y_1|Y_2 = y_2) = \frac{0 + y_2}{2} = \frac{y_2}{2};$$

i.e., the midpoint of the support. If you wanted to calculate this using the formula

$$E(Y_1|Y_2 = y_2) = \int_{\mathbb{R}} y_1 f_{Y_1|Y_2}(y_1|y_2) dy_1,$$

simply calculate

$$E(Y_1|Y_2 = y_2) = \int_{y_1=0}^{y_2} y_1 \frac{1}{y_2} dy_1 = \frac{1}{y_2} \left(\frac{y_1^2}{2} \Big|_{y_1=0}^{y_2} \right) = \frac{y_2^2}{2y_2} = \frac{y_2}{2}.$$

(b) In Problem 5.77 on HW11, we calculated

$$E(Y_1) = \frac{1}{4}.$$

Let's see if we get the same answer for $E(Y_1)$ when we use the iterated rule for expectations; i.e.,

$$E(Y_1) = E[E(Y_1|Y_2)].$$

We know from part (a) that $Y_1|Y_2 = y_2 \sim \mathcal{U}(0, y_2)$, so

$$E(Y_1|Y_2 = y_2) = \frac{y_2}{2} \implies E(Y_1|Y_2) = \frac{Y_2}{2}.$$

Therefore,

$$E(Y_1) = E[E(Y_1|Y_2)] = E\left(\frac{Y_2}{2}\right) = \frac{1}{2}E(Y_2).$$

Recall that $Y_2 \sim \text{beta}(2, 2)$, so $E(Y_2) = \frac{1}{2}$. Therefore,

$$E(Y_1) = \frac{1}{2}E(Y_2) = \frac{1}{2} \left(\frac{1}{2} \right) = \frac{1}{4},$$

which is the same answer we obtained when we calculated $E(Y_1)$ from the marginal distribution of Y_1 .

5.136. This problem is set up as a hierarchical model; i.e.,

$$\begin{aligned} Y|\lambda &\sim \text{Poisson}(\lambda) \\ \lambda &\sim \text{exponential}(1). \end{aligned}$$

(a) We want to find $E(Y)$. We don't have the marginal distribution for Y ; instead, we only have the conditional distribution of Y , given λ (in the first level of the hierarchy above). Therefore, let's use the law of iterated expectation; i.e.,

$$E(Y) = E[E(Y|\lambda)].$$

We know $Y|\lambda \sim \text{Poisson}(\lambda)$, so the conditional expectation $E(Y|\lambda) = \lambda$, the mean of a $\text{Poisson}(\lambda)$ distribution. Therefore,

$$E(Y) = E[E(Y|\lambda)] = E(\lambda) = 1,$$

because $\lambda \sim \text{exponential}(1)$.

(b) To find $V(Y)$, we use Adam's Rule. We have

$$V(Y) = E[V(Y|\lambda)] + V[E(Y|\lambda)].$$

Now, $Y|\lambda \sim \text{Poisson}(\lambda)$, so $E(Y|\lambda) = \lambda$ and $V(Y|\lambda) = \lambda$; recall the Poisson mean and variance are equal. Therefore,

$$V(Y) = E(\lambda) + V(\lambda) = 1 + 1 = 2.$$

Recall that if $\lambda \sim \text{exponential}(1)$, then $E(\lambda) = 1$ and $V(\lambda) = 1$.

(c) We want $P(Y > 9)$, which is calculated by using the marginal distribution of Y . Note that Y (a count of the number of defects) is a discrete random variable. We aren't given the marginal pmf of Y , but we can get it using some creativity. We are given

$$\begin{aligned} Y|\lambda &\sim \text{Poisson}(\lambda) \\ \lambda &\sim \text{exponential}(1). \end{aligned}$$

Therefore, the joint distribution of Y and λ can be obtained by

$$f_{Y,\lambda}(y, \lambda) = f_{Y|\lambda}(y|\lambda)f_{\lambda}(\lambda),$$

which is nonzero as long as $y = 0, 1, 2, \dots$, and $\lambda > 0$. For these values,

$$f_{Y,\lambda}(y, \lambda) = \frac{\lambda^y e^{-\lambda}}{y!} \times e^{-\lambda} = \frac{\lambda^y e^{-2\lambda}}{y!}.$$

Summarizing, the joint distribution of Y and λ is described by

$$f_{Y,\lambda}(y, \lambda) = \begin{cases} \frac{\lambda^y e^{-2\lambda}}{y!}, & y = 0, 1, 2, \dots, \text{ and } \lambda > 0 \\ 0, & \text{otherwise,} \end{cases}$$

which, interestingly, is a **mixture** of discrete and continuous components. To find the marginal pmf of Y , we integrate $f_{Y,\lambda}(y, \lambda)$ over $\lambda > 0$. This is easy; note that

$$\begin{aligned} \int_{\lambda=0}^{\infty} f_{Y,\lambda}(y, \lambda) d\lambda &= \int_{\lambda=0}^{\infty} \frac{\lambda^y e^{-2\lambda}}{y!} d\lambda = \frac{1}{y!} \int_{\lambda=0}^{\infty} \lambda^{(y+1)-1} e^{-\lambda/(\frac{1}{2})} d\lambda \\ &= \frac{1}{y!} \times \Gamma(y+1) \left(\frac{1}{2}\right)^{y+1} = \left(\frac{1}{2}\right)^{y+1}, \end{aligned}$$

because $\Gamma(y+1) = y!$. Summarizing, the marginal probability mass function of Y is

$$p_Y(y) = \begin{cases} \left(\frac{1}{2}\right)^{y+1}, & y = 0, 1, 2, \dots, \\ 0, & \text{otherwise.} \end{cases}$$

We can now calculate $P(Y > 9)$ by using $p_Y(y)$. We have

$$\begin{aligned} P(Y > 9) &= 1 - P(Y \leq 9) = 1 - \sum_{y=0}^9 \left(\frac{1}{2}\right)^{y+1} \\ &= 1 - \frac{1}{2} \sum_{y=0}^9 \left(\frac{1}{2}\right)^y = 1 - \frac{1}{2} \left[\frac{1 - \left(\frac{1}{2}\right)^{10}}{1 - \frac{1}{2}} \right] = \left(\frac{1}{2}\right)^{10} = \frac{1}{1024}. \end{aligned}$$

So, no it is not likely that $Y > 9$.

5.137. In this problem, Y_1 is the weight of the item stocked by the supplier and Y_2 is the weight of the amount sold during the week. We have the hierarchical model:

$$\begin{aligned} Y_2|Y_1 = y_1 &\sim \mathcal{U}(0, y_1) \\ Y_1 &\sim \mathcal{U}(0, 1). \end{aligned}$$

We are given that $y_1 = 3/4$, so

$$\begin{aligned} Y_2|Y_1 = y_1 &\sim \mathcal{U}(0, 3/4) \\ Y_1 &\sim \mathcal{U}(0, 1). \end{aligned}$$

We want to find $E(Y_2)$, the expected amount sold during the week. We are going to find this using the law of iterated expectation; i.e.,

$$E(Y_2) = E[E(Y_2|Y_1)].$$

Note that $E(Y_2|Y_1 = 3/4) = 3/8$, the midpoint of the (conditional) uniform distribution from 0 to $3/4$. Therefore, $E(Y_2|Y_1) = 3/8$ (a constant) and thus

$$E(Y_2) = E\left(\frac{3}{8}\right) = \frac{3}{8}.$$

5.141. It looks like we have another hierarchical model; here,

$$\begin{aligned} Y_2|Y_1 = y_1 &\sim \mathcal{U}(0, y_1) \\ Y_1 &\sim \text{exponential}(\lambda). \end{aligned}$$

We want to find $E(Y_2)$ and $V(Y_2)$. We are going to use the iterated laws again. The conditional distribution $Y_2|Y_1 = y_1 \sim \mathcal{U}(0, y_1)$, so the conditional mean

$$E(Y_2|Y_1 = y_1) = \frac{y_1}{2},$$

the midpoint of the (conditional) uniform distribution from 0 to y_1 . Therefore,

$$E(Y_2) = E[E(Y_2|Y_1)] = E\left(\frac{Y_1}{2}\right) = \frac{1}{2}E(Y_1) = \frac{\lambda}{2},$$

because $Y_1 \sim \text{exponential}(\lambda)$. To get $V(Y_2)$, we will use Adam's Rule. The conditional distribution $Y_2|Y_1 = y_1 \sim \mathcal{U}(0, y_1)$, so the conditional variance

$$V(Y_2|Y_1 = y_1) = \frac{y_1^2}{12},$$

the variance of a uniform distribution from 0 to y_1 . Therefore,

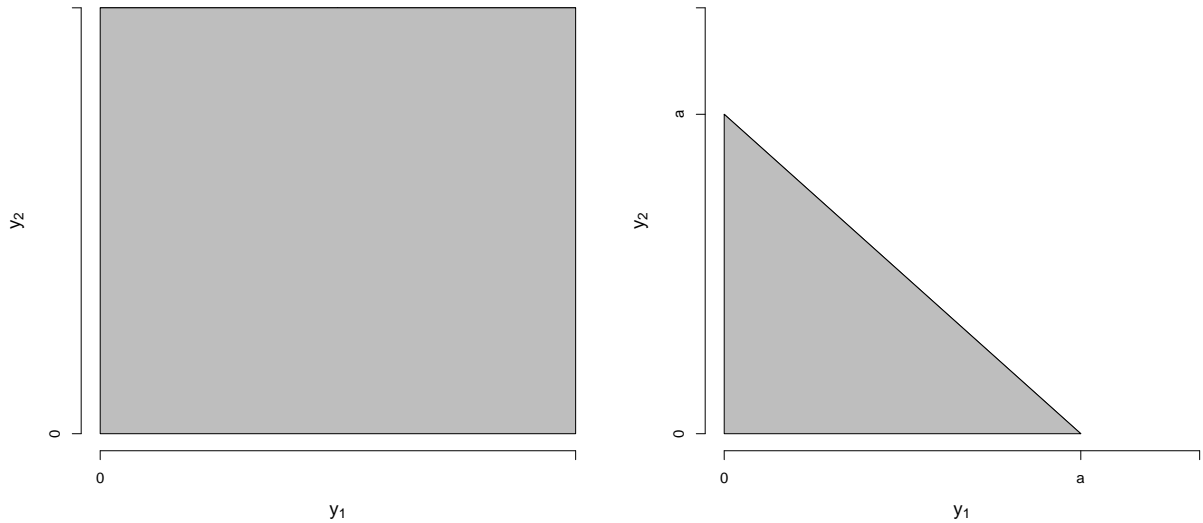
$$V(Y_2) = E[V(Y_2|Y_1)] + V[E(Y_2|Y_1)] = E\left(\frac{Y_1^2}{12}\right) + V\left(\frac{Y_1}{2}\right) = \frac{1}{12}E(Y_1^2) + \frac{1}{4}V(Y_1).$$

Now, $Y_1 \sim \text{exponential}(\lambda)$, so $V(Y_1) = \lambda^2$ and

$$E(Y_1^2) = V(Y_1) + [E(Y_1)]^2 = \lambda^2 + \lambda^2 = 2\lambda^2.$$

Therefore,

$$V(Y_2) = \frac{2\lambda^2}{12} + \frac{\lambda^2}{4} = \frac{5\lambda^2}{12}.$$



5.151. In this problem, we are given

$$Y_1 \sim \text{exponential}(\beta)$$

$$Y_2 \sim \text{exponential}(\beta)$$

and Y_1 and Y_2 are independent. The joint pdf of $\mathbf{Y} = (Y_1, Y_2)$ is the product of the marginal pdfs (because of independence). Therefore,

$$\begin{aligned} f_{Y_1, Y_2}(y_1, y_2) &= f_{Y_1}(y_1)f_{Y_2}(y_2) \\ &= \frac{1}{\beta}e^{-y_1/\beta} \times \frac{1}{\beta}e^{-y_2/\beta} = \frac{1}{\beta^2}e^{-(y_1+y_2)/\beta}. \end{aligned}$$

Summarizing,

$$f_{Y_1, Y_2}(y_1, y_2) = \begin{cases} \frac{1}{\beta^2}e^{-(y_1+y_2)/\beta}, & y_1 \geq 0, y_2 \geq 0 \\ 0, & \text{otherwise.} \end{cases}$$

The support of Y_1 and Y_2 is $R = \{(y_1, y_2) : y_1 \geq 0, y_2 \geq 0\}$, the entire first quadrant. This set is shown at the top of this page (left). The joint pdf $f_{Y_1, Y_2}(y_1, y_2)$ is a three-dimensional function which takes the value $(1/\beta^2)e^{-(y_1+y_2)/\beta}$ over this region (i.e., the entire first quadrant) and is otherwise equal to zero.

(b) We calculate $P(Y_1 + Y_2 \leq a)$ by integrating the joint pdf $f_{Y_1, Y_2}(y_1, y_2)$ over the set

$$B = \{(y_1, y_2) : y_1 \geq 0, y_2 \geq 0, y_1 + y_2 \leq a\}.$$

This set is shown at the top of this page (right). The boundary of this set is

$$y_1 + y_2 = a \implies y_2 = a - y_1,$$

a linear function of y_1 with intercept $a > 0$ and slope -1 . The limits on the double integral to calculate $P(Y_1 + Y_2 \leq a)$ come from this picture:

$$\begin{aligned}
 P(Y_1 + Y_2 \leq a) &= \int_{y_1=0}^a \int_{y_2=0}^{a-y_1} \frac{1}{\beta^2} e^{-(y_1+y_2)/\beta} dy_2 dy_1 \\
 &= \frac{1}{\beta^2} \int_{y_1=0}^a e^{-y_1/\beta} \left(\int_{y_2=0}^{a-y_1} e^{-y_2/\beta} dy_2 \right) dy_1 \\
 &= \frac{1}{\beta^2} \int_{y_1=0}^a e^{-y_1/\beta} \left(-\beta e^{-y_2/\beta} \Big|_{y_2=0}^{a-y_1} \right) dy_1 \\
 &= \frac{1}{\beta^2} \int_{y_1=0}^a e^{-y_1/\beta} \left(\beta - \beta e^{-(a-y_1)/\beta} \right) dy_1 \\
 &= \frac{1}{\beta^2} \int_{y_1=0}^a \left(\beta e^{-y_1/\beta} - \beta e^{-a/\beta} \right) dy_1 \\
 &= \frac{1}{\beta} \left(-\beta e^{-y_1/\beta} - y_1 e^{-a/\beta} \right) \Big|_{y_1=0}^a \\
 &= \frac{1}{\beta} \left(-\beta e^{-a/\beta} - a e^{-a/\beta} + \beta + 0 \right) = 1 - e^{-a/\beta} - \frac{a}{\beta} e^{-a/\beta}.
 \end{aligned}$$

Remark: Note that $P(Y_1 + Y_2 \leq a)$ is essentially the cdf of the “random variable” $Y_1 + Y_2$, evaluated at a . Interestingly, if you take a derivative of this expression above, you get

$$\frac{1}{\beta^2} a e^{-a/\beta} \quad (a > 0),$$

which, as a function of a , we recognize as a gamma(2, β) pdf. Interesting!

5.164. Recall that for a univariate random variable X , the mgf of X is given by

$$m_X(t) = E(e^{tX}).$$

Finding $m_X(t)$ involves calculating a (single) sum or integral, depending on whether X is discrete or continuous, respectively. This question introduces you to joint moment generating functions. Suppose $\mathbf{X} = (X_1, X_2)$ is a bivariate random vector (discrete or continuous). The **joint moment generating function** (mgf) of X_1 and X_2 is

$$m_{X_1, X_2}(t_1, t_2) = E(e^{t_1 X_1 + t_2 X_2}).$$

For $m_{X_1, X_2}(t_1, t_2)$ to exist, this expectation must be finite in an open neighborhood about the origin $(0, 0)$. Look what happens when we put in $t_1 = 0$ or $t_2 = 0$ into the joint mgf:

$$\begin{aligned}
 m_{X_1, X_2}(0, t_2) &= E(e^{t_2 X_2}) = m_{X_2}(t_2) \\
 m_{X_1, X_2}(t_1, 0) &= E(e^{t_1 X_1}) = m_{X_1}(t_1).
 \end{aligned}$$

Therefore, it is easy to get the marginal mgfs $m_{X_1}(t_1)$ and $m_{X_2}(t_2)$ from the joint mgf. Note that joint mgfs for random vectors in higher dimensions are defined in the same way. The joint mgf of $\mathbf{X} = (X_1, X_2, \dots, X_n)$ is

$$m_{\mathbf{X}}(t_1, t_2, \dots, t_n) = E(e^{t_1 X_1 + t_2 X_2 + \dots + t_n X_n}).$$

Now, we get to the problem. For three random variables X_1 , X_2 , and X_3 , the joint mgf of $\mathbf{X} = (X_1, X_2, X_3)$ is

$$m_{\mathbf{X}}(t_1, t_2, t_3) = E(e^{t_1 X_1 + t_2 X_2 + t_3 X_3}).$$

(a) Put in $t_1 = t_2 = t_3 = t$ into $m_{\mathbf{X}}(t_1, t_2, t_3)$ and we get

$$m_{\mathbf{X}}(t, t, t) = E(e^{tX_1 + tX_2 + tX_3}) = E[e^{t(X_1 + X_2 + X_3)}],$$

which is the mgf of the “random variable” $X_1 + X_2 + X_3$.

(b) Put in $t_1 = t_2 = t$ and $t_3 = 0$ into $m_{\mathbf{X}}(t_1, t_2, t_3)$ and we get

$$m_{\mathbf{X}}(t, t, 0) = E(e^{tX_1 + tX_2 + 0X_3}) = E[e^{t(X_1 + X_2)}],$$

which is the mgf of the “random variable” $X_1 + X_2$.

(c) We don’t have to do this problem in its full-blown generality (although it is not that hard). To get the main point, take $k_1 = k_2 = k_3 = 1$. That is, let’s show

$$\left. \frac{\partial^3 m_{\mathbf{X}}(t_1, t_2, t_3)}{\partial t_1 \partial t_2 \partial t_3} \right|_{t_1=t_2=t_3=0} = E(X_1 X_2 X_3).$$

Proof. Note that

$$m_{\mathbf{X}}(t_1, t_2, t_3) = E(e^{t_1 X_1 + t_2 X_2 + t_3 X_3}).$$

Therefore,

$$\frac{\partial^3 m_{\mathbf{X}}(t_1, t_2, t_3)}{\partial t_1 \partial t_2 \partial t_3} = \frac{\partial^3}{\partial t_1 \partial t_2 \partial t_3} E(e^{t_1 X_1 + t_2 X_2 + t_3 X_3}) = E\left(\frac{\partial^3}{\partial t_1 \partial t_2 \partial t_3} e^{t_1 X_1 + t_2 X_2 + t_3 X_3}\right).$$

Interchanging the order of the derivative and expectation (i.e., triple sum or triple integral) is permitted as long as the mgf exists—recall that we had this same discussion with univariate mgfs; see pp 52 (notes). Now, note that

$$\begin{aligned} \frac{\partial^3}{\partial t_1 \partial t_2 \partial t_3} e^{t_1 X_1 + t_2 X_2 + t_3 X_3} &= \frac{\partial^2}{\partial t_2 \partial t_3} X_1 e^{t_1 X_1} e^{t_2 X_2 + t_3 X_3} \\ &= \frac{\partial}{\partial t_3} X_1 e^{t_1 X_1} X_2 e^{t_2 X_2} e^{t_3 X_3} = X_1 e^{t_1 X_1} X_2 e^{t_2 X_2} X_3 e^{t_3 X_3}. \end{aligned}$$

Therefore,

$$\begin{aligned} \left. \frac{\partial^3 m_{\mathbf{X}}(t_1, t_2, t_3)}{\partial t_1 \partial t_2 \partial t_3} \right|_{t_1=t_2=t_3=0} &= E\left(\frac{\partial^3}{\partial t_1 \partial t_2 \partial t_3} e^{t_1 X_1 + t_2 X_2 + t_3 X_3}\right) \Big|_{t_1=t_2=t_3=0} \\ &= E(X_1 e^{t_1 X_1} X_2 e^{t_2 X_2} X_3 e^{t_3 X_3}) \Big|_{t_1=t_2=t_3=0} \\ &= E(X_1 X_2 X_3), \end{aligned}$$

as claimed. Calculating higher-order mixed partial derivatives will establish the more general result for any k_1 , k_2 , and k_3 .

5.165. This problem utilizes joint mgfs (discussed in Problem 5.164) to derive mathematical properties of the multinomial distribution. Suppose

$$\mathbf{X} = (X_1, X_2, X_3) \sim \text{mult}(n, \mathbf{p}; p_1 + p_2 + p_3 = 1),$$

where the category probabilities are in $\mathbf{p} = (p_1, p_2, p_3)$. Therefore, $\mathbf{X} = (X_1, X_2, X_3)$ has a **trinomial distribution** and the joint pmf is

$$p_{\mathbf{X}}(x_1, x_2, x_3) = \frac{n!}{x_1!x_2!x_3!} p_1^{x_1} p_2^{x_2} p_3^{x_3},$$

for values of x_1, x_2, x_3 in the support

$$R = \{(x_1, x_2, x_3) : x_j = 0, 1, 2, \dots, n; x_1 + x_2 + x_3 = n\}.$$

(a) The joint mgf of $\mathbf{X} = (X_1, X_2, X_3)$ is

$$\begin{aligned} m_{\mathbf{X}}(t_1, t_2, t_3) &= E(e^{t_1 X_1 + t_2 X_2 + t_3 X_3}) \\ &= \sum_{(x_1, x_2, x_3) \in R} e^{t_1 x_1 + t_2 x_2 + t_3 x_3} \frac{n!}{x_1!x_2!\dots x_n!} p_1^{x_1} p_2^{x_2} p_3^{x_3} \\ &= \sum_{(x_1, x_2, x_3) \in R} \frac{n!}{x_1!x_2!x_3!} (p_1 e^{t_1})^{x_1} (p_2 e^{t_2})^{x_2} (p_3 e^{t_3})^{x_3}, \end{aligned}$$

which we recognize as the multinomial expansion of $(p_1 e^{t_1} + p_2 e^{t_2} + p_3 e^{t_3})^n$; see pp 20 (notes). Therefore, the mgf of $\mathbf{X} = (X_1, X_2, X_3)$ is

$$m_{\mathbf{X}}(t_1, t_2, t_3) = (p_1 e^{t_1} + p_2 e^{t_2} + p_3 e^{t_3})^n.$$

(b) Take the joint mgf in part (a), and put in $t_1 = t$ and $t_2 = t_3 = 0$. The LHS is

$$m_{\mathbf{X}}(t, 0, 0) = E(e^{tX_1 + 0X_2 + 0X_3}) = E(e^{tX_1}), \quad \text{the marginal mgf of } X_1.$$

The RHS is

$$(p_1 e^t + p_2 e^0 + p_3 e^0)^n = (p_1 e^t + p_2 + p_3)^n = [(1 - p_1) + p_1 e^t]^n,$$

because $p_1 + p_2 + p_3 = 1$. We recognize $[(1 - p_1) + p_1 e^t]^n$ as the (marginal) mgf of a binomial distribution with number of trials n and probability of “success” p_1 . Therefore, marginally, $X_1 \sim b(n, p_1)$.

(c) Recall the covariance computing formula

$$\text{Cov}(X_1, X_2) = E(X_1 X_2) - E(X_1)E(X_2).$$

We know $X_1 \sim b(n, p_1)$ and, analogously, $X_2 \sim b(n, p_2)$. Therefore, $E(X_1) = np_1$ and $E(X_2) = np_2$. From Problem 5.164 (c), we know we can find $E(X_1 X_2)$ by calculating

$$\left. \frac{\partial^2 m_{\mathbf{X}}(t_1, t_2, t_3)}{\partial t_1 \partial t_2} \right|_{t_1=t_2=t_3=0}.$$

Note that

$$\begin{aligned} \frac{\partial^2 m_{\mathbf{X}}(t_1, t_2, t_3)}{\partial t_1 \partial t_2} &= \frac{\partial}{\partial t_2} \left[\frac{\partial m_{\mathbf{X}}(t_1, t_2, t_3)}{\partial t_1} \right] = \frac{\partial}{\partial t_2} \left[\frac{\partial}{\partial t_1} (p_1 e^{t_1} + p_2 e^{t_2} + p_3 e^{t_3})^n \right] \\ &= \frac{\partial}{\partial t_2} [n(p_1 e^{t_1} + p_2 e^{t_2} + p_3 e^{t_3})^{n-1}] p_1 e^{t_1} \\ &= n(n-1)(p_1 e^{t_1} + p_2 e^{t_2} + p_3 e^{t_3})^{n-2} p_1 e^{t_1} p_2 e^{t_2}. \end{aligned}$$

Therefore,

$$\begin{aligned}
 E(X_1 X_2) &= \frac{\partial^2 m_{\mathbf{X}}(t_1, t_2, t_3)}{\partial t_1 \partial t_2} \Big|_{t_1=t_2=t_3=0} &= n(n-1)(p_1 e^{t_1} + p_2 e^{t_2} + p_3 e^{t_3})^{n-2} p_1 e^{t_1} p_2 e^{t_2} \Big|_{t_1=t_2=t_3=0} \\
 & &= n(n-1)(p_1 e^0 + p_2 e^0 + p_3 e^0)^{n-2} p_1 e^0 p_2 e^0 \\
 & &= n(n-1)(p_1 + p_2 + p_3)^{n-2} p_1 p_2 \\
 & &= n(n-1)p_1 p_2.
 \end{aligned}$$

Therefore,

$$\begin{aligned}
 \text{Cov}(X_1, X_2) &= E(X_1 X_2) - E(X_1)E(X_2) &= n(n-1)p_1 p_2 - np_1 np_2 \\
 & &= n^2 p_1 p_2 - np_1 p_2 - n^2 p_1 p_2 = -np_1 p_2,
 \end{aligned}$$

which agrees with how we derived this in class (i.e., by using our rules for covariances of linear combinations of random variables).